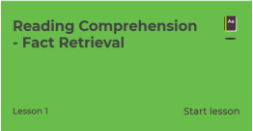
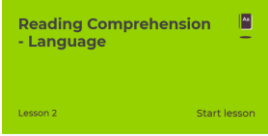
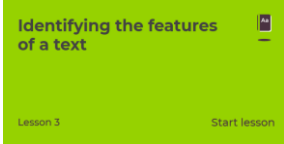
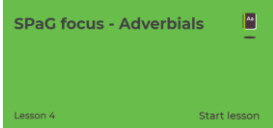



W/B 22 nd June 2020	Monday	Tuesday	Wednesday	Thursday	Friday
<p>Maths https://whiterosemaths.com/homelearning/ WK 8 (15TH JUNE)</p> <p>Year 3 Year 4</p>	<p>Summer Term - Week 8 (w/c 15th June)</p> <p>Year 3 Lesson 1 - Order fractions https://whiterosemaths.com/homelearning/year-3/ YEAR 4 Lesson 1 - Write decimals https://whiterosemaths.com/homelearning/year-4/</p>	<p>Summer Term - Week 8 (w/c 15th June)</p> <p>Year 3 Lesson 2 - Add fractions https://whiterosemaths.com/homelearning/year-3/ YEAR 4 Lesson 2 - Compare decimals https://whiterosemaths.com/homelearning/year-4/</p>	<p>Summer Term - Week 8 (w/c 15th June)</p> <p>Year 3 Lesson 3 - Subtract fractions https://whiterosemaths.com/homelearning/year-3/ YEAR 4 Lesson 3 - Order decimals https://whiterosemaths.com/homelearning/year-4/</p>	<p>Summer Term - Week 8 (w/c 15th June)</p> <p>Year 3 Lesson 4 - Problem solving with fractions https://whiterosemaths.com/homelearning/year-3/ YEAR 4 Lesson 4 - Round decimals https://whiterosemaths.com/homelearning/year-4/</p>	<p>Summer Term - Week 8 (w/c 15th June)</p> <p>Year 3 Friday Maths Challenge https://whiterosemaths.com/homelearning/year-3/ YEAR 4 Friday Maths Challenge https://whiterosemaths.com/homelearning/year-4/</p>
<p>English</p> <p>To write a non-chronological report</p>	<p>Year 3</p>  <p>https://classroom.thenational.academy/subjects-by-year/year-3/subjects/english</p> <p>Year 4</p> <p>https://classroom.thenational.academy/subjects-by-year/year-4/subjects/english</p>	<p>Year 3</p>  <p>https://classroom.thenational.academy/subjects-by-year/year-3/subjects/english</p> <p>Year 4</p> <p>https://classroom.thenational.academy/subjects-by-year/year-4/subjects/english</p>	<p>Year 3</p>  <p>https://classroom.thenational.academy/subjects-by-year/year-3/subjects/english</p> <p>Year 4</p> <p>https://classroom.thenational.academy/subjects-by-year/year-4/subjects/english</p>	<p>Year 3</p>  <p>https://classroom.thenational.academy/subjects-by-year/year-3/subjects/english</p> <p>Year 4</p> <p>https://classroom.thenational.academy/subjects-by-year/year-4/subjects/english</p>	<p>Year 3</p>  <p>https://classroom.thenational.academy/subjects-by-year/year-3/subjects/english</p> <p>Year 4</p> <p>https://classroom.thenational.academy/subjects-by-year/year-4/subjects/english</p>

Non-chronological Report: Reading Comprehension - Word meaning

Lesson 1

Start lesson

Non-chronological Report: Reading Comprehension - Structure

Lesson 2

Start lesson

Non-chronological Report: Identifying the features of a text

Lesson 3

Start lesson

Non-chronological Report: SPaG focus -

Lesson 4

Start lesson

Non-chronological Report: Write a non-chronological report

Lesson 5

Start lesson

Topic
I am a designer

Dream catchers

What is a dream catcher?
Research the origins of a dream catcher.



How to make a dream maker



Watch:

<https://www.youtube.com/watch?v=e6yb8c2K-z0>

Gathering materials

Go in a nature walk and look for interesting objects to tie to your dream catcher

Ideas:

- Feathers
- String
- Acorns
- Sticks
- Sheep wool

Make your dream maker.
Here are some ideas.



Did it work?

